

The price of gas in August rose by 12% on the exchange

In August, The Baltic-Finnish Gas Spot Index (BGSi), which captures changes in natural gas prices on the daily market, increased by 12% compared to July, from 37.84 EUR/MWh to 42.45 EUR/MWh. The BGSi increased in all market areas: in the Lithuanian market area by 12% to 43.49 EUR/MWh, in the Latvian-Estonian common market area also by 12% to 41.92 EUR/MWh and in Finland by 13% to 41.73 EUR/MWh. In August, The Baltic-Finnish Gas Monthly Index (BGMI), which captures changes in natural gas prices on the monthly market, stood at 38.50 EUR/MWh. Individual transaction prices in August ranged from 30.00 EUR/MWh to 50.85 EUR/MWh.

2,232 transactions were executed in August on the GET Baltic exchange, resulting in 432 GWh of natural gas traded, of which 417 GWh were traded on the daily market and 15 GWh on the monthly market. Cross-border (ICA) transactions accounted for more than a quarter (118 MWh) of the total volume traded in August. Most of gas in August was purchased on the Latvian-Estonian common market area with 189 GWh (44% of the total), on the Lithuanian market area 175 GWh of gas was purchased (40% of the total) and in Finland 68 GWh (16% of the total).

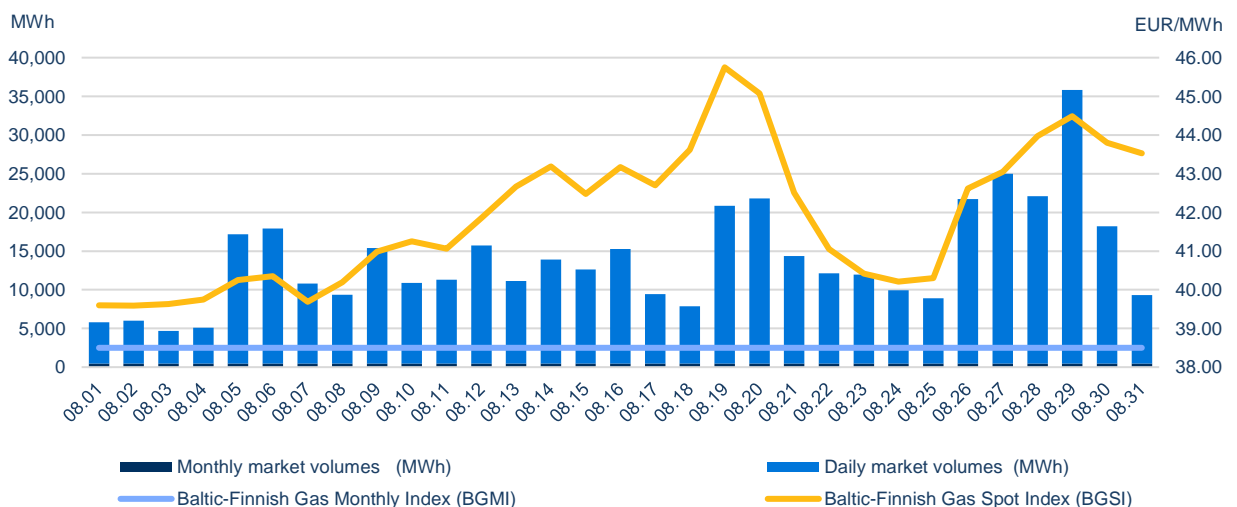


Statistics of trading on the natural gas exchange

Daily market							
	Buy volume traded (MWh)	Sell volume traded (MWh)	Number of buy trades	Number of sell trades	Lowest price (EUR/MWh)	Highest price (EUR/MWh)	Weighted average price (EUR/MWh)
GET Baltic	417,491	417,491	2,227	2,227	30.00	50.85	42.45
Lithuania	174,828	169,147	1,104	1,085	30.00	50.00	43.49
Latvia-Estonia	174,590	121,521	594	424	38.40	49.34	41.92
Finland	68,073	126,823	529	718	37.00	50.85	41.73

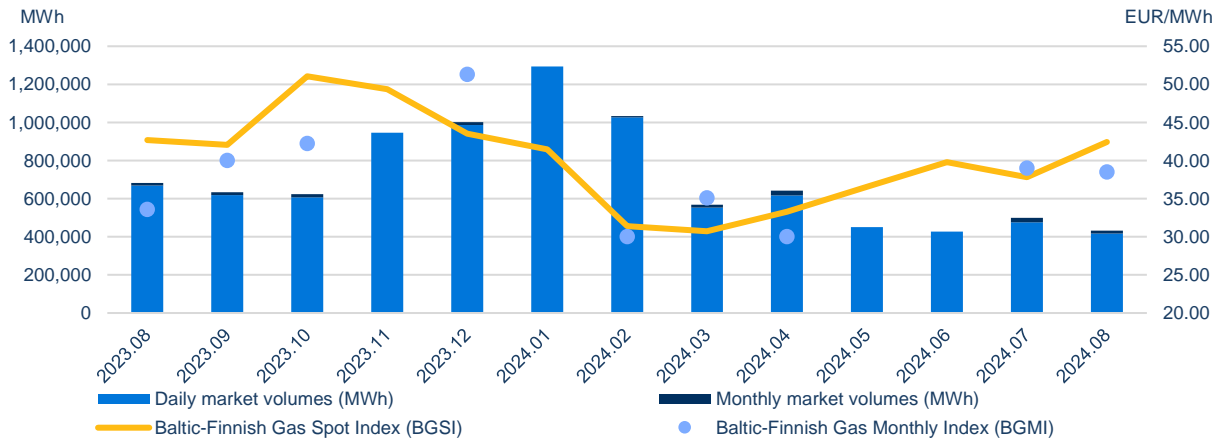
Monthly market					
	Traded volume (MWh)	Number of trades	Lowest price (EUR/MWh)	Highest price (EUR/MWh)	Weighted average price (EUR/MWh)
GET Baltic	14,880	5	38.50	38.50	38,50
Lithuania	-	-	-	-	-
Latvia-Estonia	14,880	5	38.50	38.50	38,50
Finland	-	-	-	-	-

Traded volumes and natural gas prices ¹

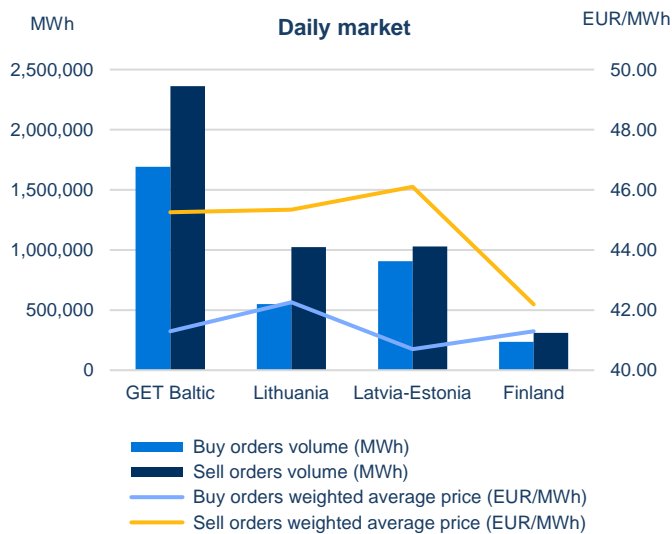


¹ VAT excluded.

Monthly volumes and natural gas prices¹



Volumes of submitted orders² and natural gas prices¹



August – 2024		
Total volumes of submitted orders (MWh)		
Daily market		
	Buy	Sell
GET Baltic	1,691,812	2,362,828
Lithuania	549,200	1,022,293
Latvia-Estonia	905,557	1,029,415
Finland	237,055	311,120
Monthly market		
	Buy	Sell
GET Baltic	115,196	58,187
Lithuania	26,040	28,427
Latvia-Estonia	79,856	29,760
Finland	9,300	-


Exchange participants



Registered exchange participants



Active exchange participants



Exchange participants concluded transactions

¹ VAT excluded;

² the volumes of submitted orders have been calculated excluding the volumes displayed from other market areas.