


Gas price on the exchange fell by 5 percent in July

In July, The Baltic-Finnish Gas Spot Index (BGSi), which captures changes in natural gas prices on the daily market, decreased by 5% from 39.78 EUR/MWh to 37.84 EUR/MWh compared to June. The monthly BGSi value changed trajectory for the first time since March this year. The BGSi decreased in all market areas: in the Lithuanian market area by 3% to 38.69 EUR/MWh, in the Latvian-Estonian common market area by 5% to 37.30 EUR/MWh and in Finland by 7% to 36.95 EUR/MWh. In July, The Baltic-Finnish Gas Monthly Index (BGMI), which captures changes in natural gas prices on the monthly market, was 39.00 EUR/MWh. Individual transaction prices in July ranged from 32.00 EUR/MWh to 43.00 EUR/MWh.

In July, 2,363 transactions were executed on the GET Baltic exchange, amounting to 500 GWh of natural gas traded, of which 475 GWh were traded on the daily market and 25 GWh on the monthly market. Most of the gas in July was purchased on the Lithuanian market area with 204 GWh (40% of the total), on the Latvian-Estonian common market area with 175 GWh (35% of the total) and on the Finnish market area 120 GWh (24% of the total).

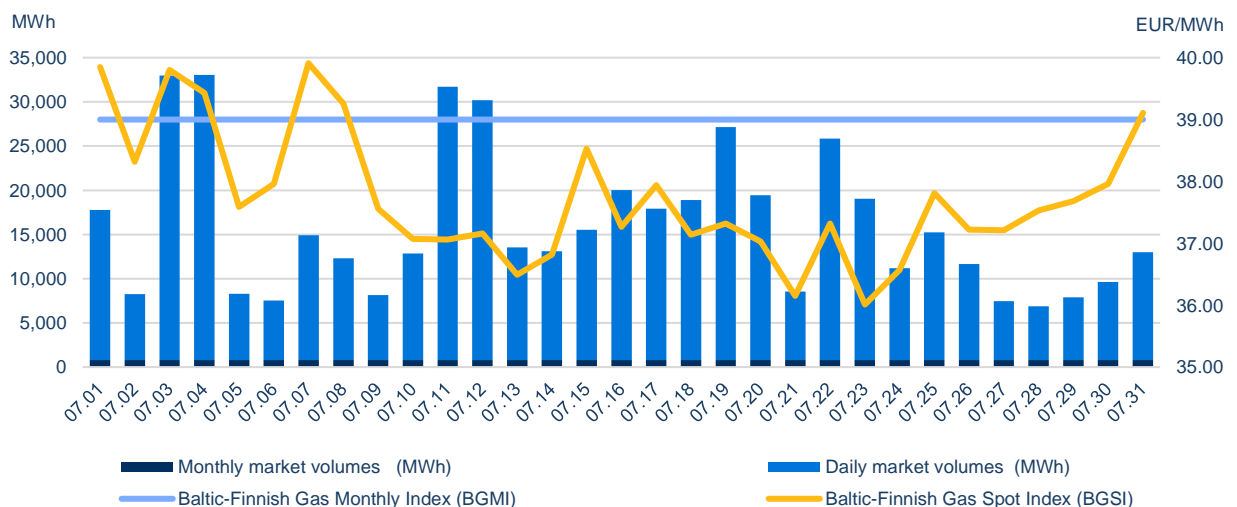


Statistics of trading on the natural gas exchange

Daily market							
	Buy volume traded (MWh)	Sell volume traded (MWh)	Number of buy trades	Number of sell trades	Lowest price (EUR/MWh)	Highest price (EUR/MWh)	Weighted average price (EUR/MWh)
GET Baltic	475,193	475,193	2,361	2,361	32.00	43.00	37.84
Lithuania	204,237	216,027	982	1,018	34.90	43.00	38.69
Latvia-Estonia	150,916	131,677	462	382	34.68	40.15	37.30
Finland	120,040	127,489	919	963	32.00	42.49	36.95

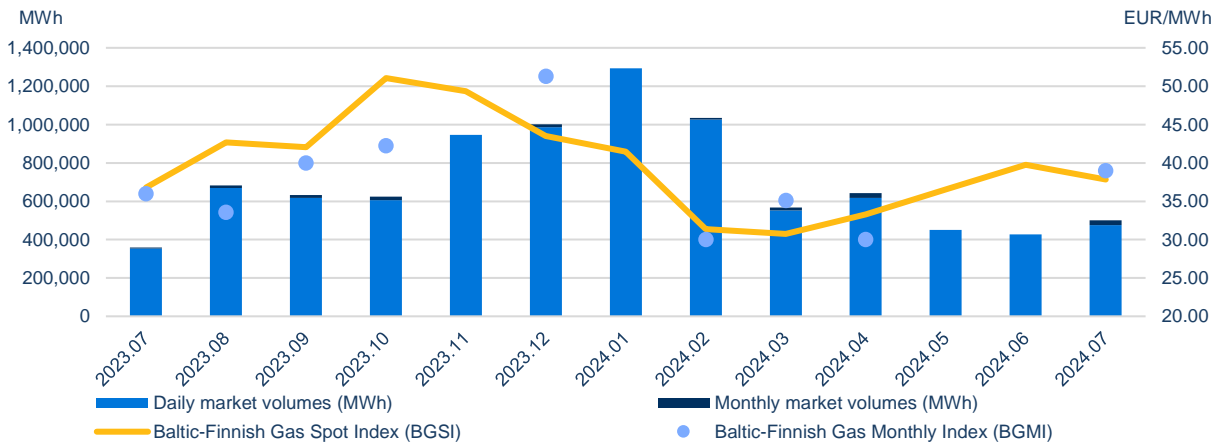
Monthly market					
	Traded volume (MWh)	Number of trades	Lowest price (EUR/MWh)	Highest price (EUR/MWh)	Weighted average price (EUR/MWh)
GET Baltic	24,800	2	39.00	39.00	39.00
Lithuania	-	-	-	-	-
Latvia-Estonia	24,800	2	39.00	39.00	39.00
Finland	-	-	-	-	-

Traded volumes and natural gas prices ¹

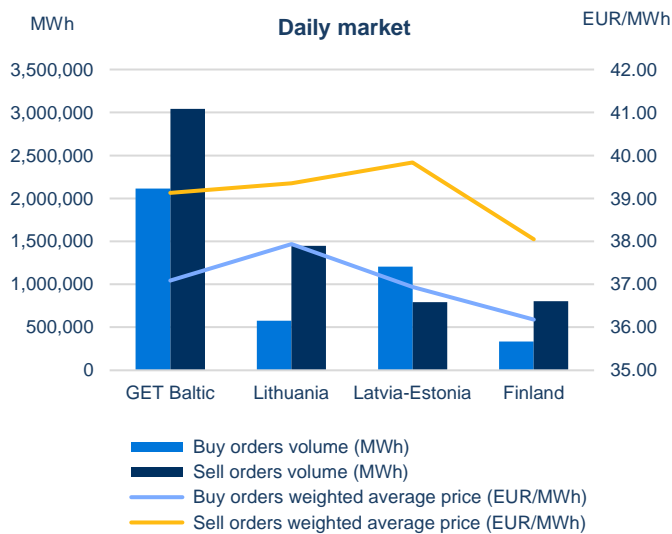


¹ VAT excluded.

Monthly volumes and natural gas prices¹



Volumes of submitted orders² and natural gas prices¹



July – 2024		
Total volumes of submitted orders (MWh)		
Daily market		
	Buy	Sell
GET Baltic	2,116,422	3,043,979
Lithuania	576,403	1,446,552
Latvia-Estonia	1,204,402	793,808
Finland	335,617	803,619
Monthly market		
	Buy	Sell
GET Baltic	824,600	280,550
Lithuania	0	37,200
Latvia-Estonia	824,600	161,510
Finland	0	81,840

Exchange participants



Registered exchange participants



Active exchange participants



Exchange participants concluded transactions

¹ VAT excluded;

² the volumes of submitted orders have been calculated excluding the volumes displayed from other market areas.