

Gas prices on the GET Baltic exchange continue to fall for the sixth consecutive month

Despite the daily volatility of natural gas prices, the average monthly price on the exchange has maintained its downward trend for the sixth consecutive month. The value of the Baltic and Finnish natural gas price index BGS1, which captures the changes in natural gas prices on the daily market, decreased by over 2% compared to the previous month, from 37.20 EUR/MWh to 36.31 EUR/MWh. In response to global gas price trends, prices for individual transactions in the Baltic-Finland region ranged between 26.50 EUR/MWh and 52.49 EUR/MWh during the month. Nevertheless, according to Gas Infrastructure Europe, the Inčukalns gas storage facility in Latvia was added by another 11 percentage points in June, and by the end of the month it was almost 62% full - which is 52% more than the same time last year.

The fastest price decrease in June on the daily market was recorded in Finland: the BGS1 on the Lithuanian market area was 36.80 EUR/MWh (↑1%), on the Latvian-Estonian common market area - 36.24 EUR/MWh (↓2%) and in Finland - 35.54 EUR/MWh (↓11%). Meanwhile, the monthly market recorded the highest activity in the history of GET Baltic, with conclusion of 19 transactions for June delivery, all on the Lithuanian market area. Baltic-Finnish Gas Monthly Index (BGMI), which captures the changes in natural gas prices on the monthly market, value in June was 40.07 EUR/MWh.

A total of 576 GWh of natural gas was traded on the exchange during June, of which 170 GWh was traded in cross-border (ICA) transactions, an increase of 55% compared year on year. The majority of gas was purchased in the Lithuanian market area - 256 GWh (44% of the total volume), in the Latvian-Estonian common market area - 159 GWh (28%) and in Finland - 160 GWh (28%). 483 GWh of the total volume were traded on the daily market and 93 GWh on the monthly market.

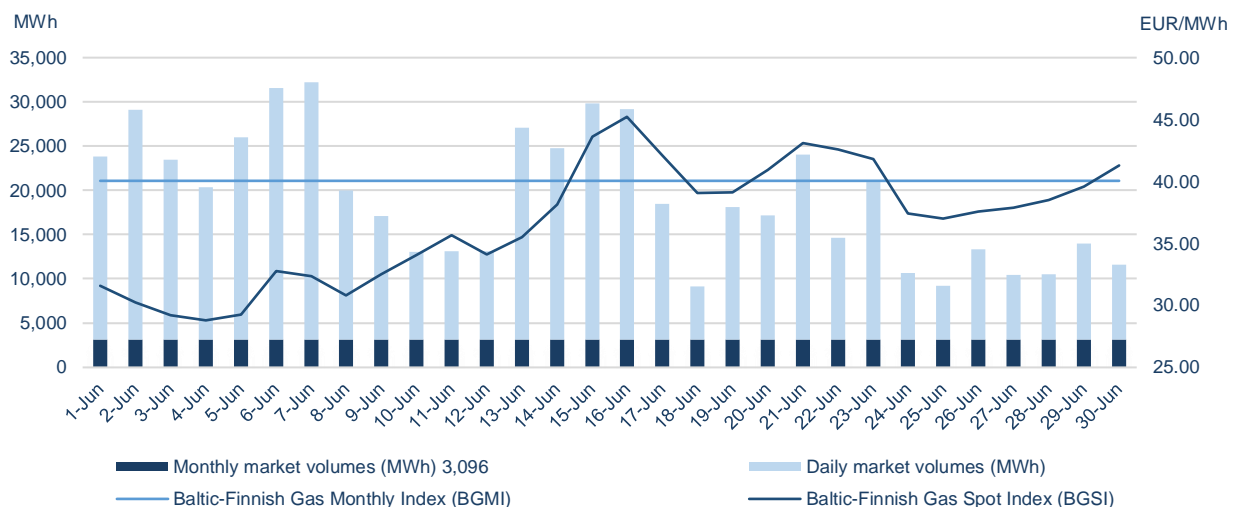


Statistics of trading on the natural gas exchange

Daily market							
	Buy volume traded (MWh)	Sell volume traded (MWh)	Number of buy trades	Number of sell trades	Lowest price (EUR/MWh)	Highest price (EUR/MWh)	Weighted average price (EUR/MWh)
GET Baltic	482,750	482,750	2,195	2,195	26.50	52.49	36.31
Lithuania	163,968	201,497	914	974	26.50	52.49	36.80
Latvia-Estonia	159,153	149,981	425	463	27.00	51.50	36.24
Finland	159,629	131,272	856	758	26.54	51.50	35.54

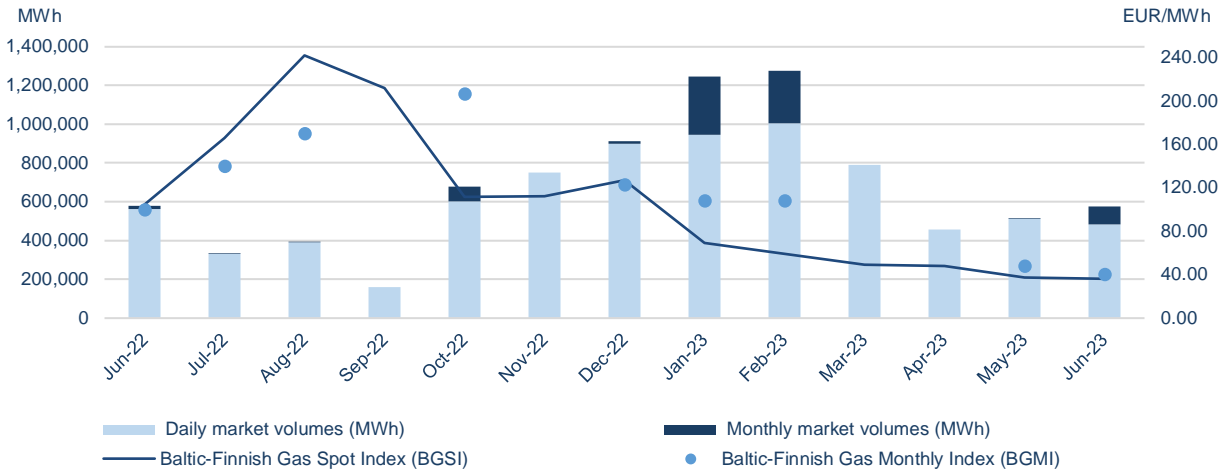
Monthly market					
	Traded volume (MWh)	Number of trades	Lowest price (EUR/MWh)	Highest price (EUR/MWh)	Weighted average price (EUR/MWh)
GET Baltic	92,880	19	23.00	42.50	40.07
Lithuania	92,880	19	28.00	42.50	40.07
Latvia-Estonia	-	-	-	-	-
Finland	-	-	-	-	-

Traded volumes and natural gas prices

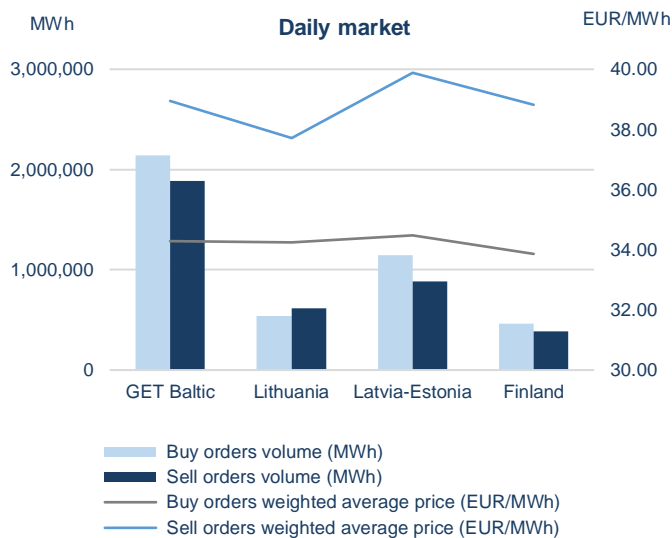


¹ VAT excluded.

Monthly volumes and natural gas prices¹



Volumes of submitted orders² and natural gas prices¹



Jun – 2023		
Total volumes of submitted orders (MWh)		
Daily market		
	Buy	Sell
GET Baltic	2,141,303	1,884,824
Lithuania	537,772	616,426
Latvia-Estonia	1,144,002	883,857
Finland	459,529	384,541
Monthly market		
	Buy	Sell
GET Baltic	422,400	513,000
Lithuania	362,400	513,000
Latvia-Estonia	60,000	0
Finland	0	0

Exchange participants



¹ VAT excluded;

² the volumes of submitted orders have been calculated excluding the volumes displayed from other market areas.