

Prices remain stable on the GET Baltic gas exchange

In November 2022, 749 GWh of natural gas were traded on the gas exchange, which is 39% more than in November last year (538 GWh in November 2021). The annual turnover of the exchange exceeded 6 TWh of natural gas. In November, the market prices of natural gas were mostly influenced by several main factors: filled up natural gas storages and warm autumn weather in Europe, as well as a significant decrease in natural gas consumption in the region. Due to the drop in prices and the beginning of the heating season, the number of orders to buy natural gas placed on the exchange have increased, reaching 4.8 TWh. Compared to the previous month, the volume increased by 61% (October 2022 - 3 TWh). The largest volume of purchases was in the Latvian-Estonian common market area, where 44% (330 GWh) of the total amount purchased was bought, while in the Lithuanian market area 39% (295 GWh) and in Finland 16% (123 GWh). A total of 2,374 transactions were concluded in November, all of them on a daily market. 54 participants of the exchange actively submitted orders on the exchange, all of them successfully concluded transactions.

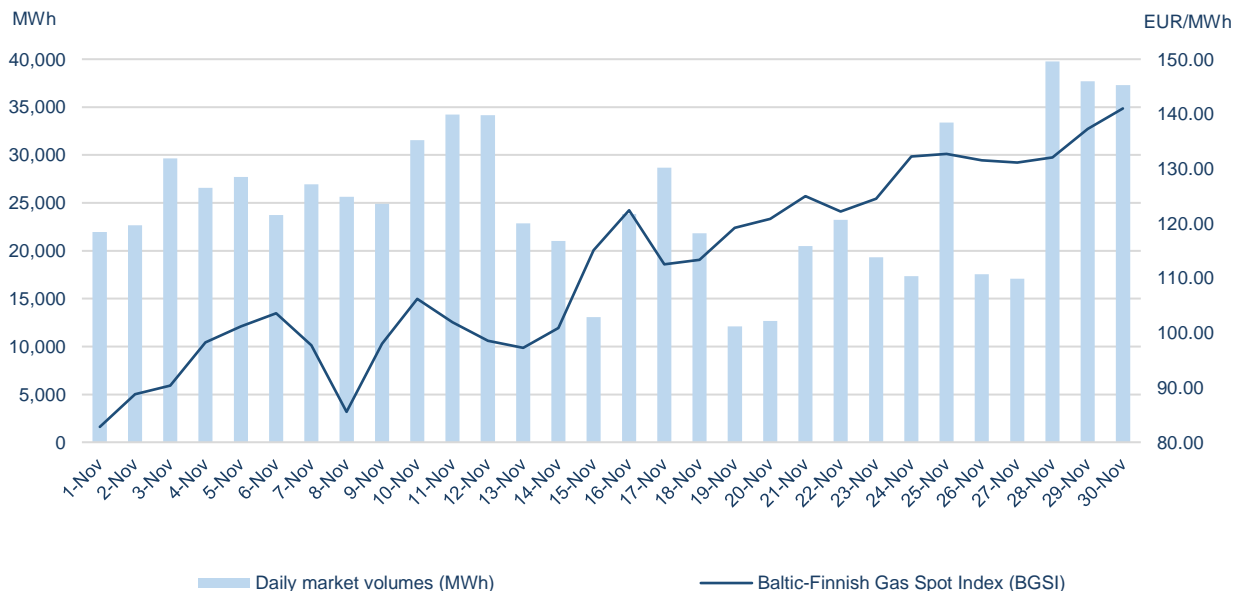
Prices of individual transactions in November ranged from 35.01 EUR/MWh to 155.25 EUR/MWh. The value of the BGS1 natural gas price index of the Baltic countries and Finland, which captures the changes in natural gas prices in the daily market amounted to 112.24 EUR/MWh, compared to last month it grew by 1%. At the Lithuanian market area, BGS1 amounted to 107.45 EUR/MWh (↑4%), at the Latvian-Estonian common market area 117.47 EUR/MWh (↓6%), and in Finland 122.09 EUR/MWh (↓4%).



Statistics of trading on the natural gas exchange

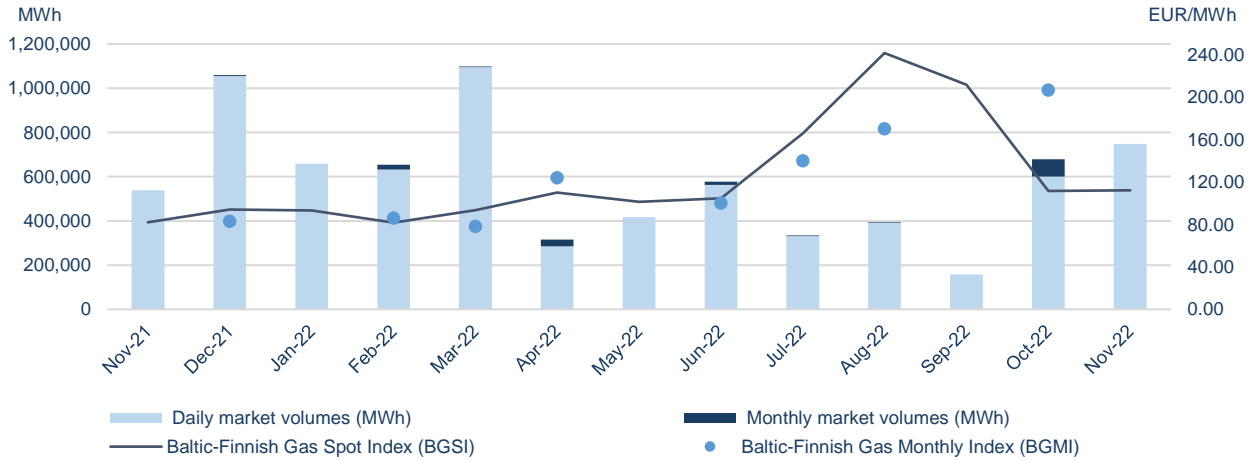
Daily market							
	Buy volume traded (MWh)	Sell volume traded (MWh)	Number of buy trades	Number of sell trades	Lowest price (EUR/MWh)	Highest price (EUR/MWh)	Weighted average price (EUR/MWh)
GET Baltic	748,881	748,881	2,374	2,374	35.01	155.25	112.24
Lithuania	295,364	375,528	1,162	1,156	35.01	155.25	107.45
Latvia-Estonia	330,270	274,589	586	595	97.00	153.99	117.47
Finland	123,247	98,764	626	623	90.00	154.50	122.09

Traded volumes and natural gas prices

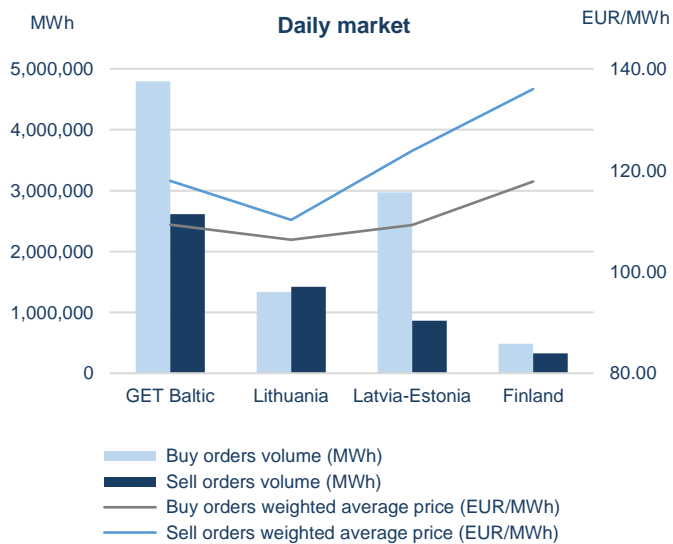


¹ VAT excluded.

Monthly volumes and natural gas prices¹



Volumes of submitted orders² and natural gas prices¹



Nov - 2022		
Total volumes of submitted orders (MWh)		
Daily market		
	Buy	Sell
GET Baltic	4,794,196	2,612,276
Lithuania	1,336,648	1,422,525
Latvia-Estonia	2,970,429	863,881
Finland	487,119	325,870
Monthly market		
	Buy	Sell
GET Baltic	35,820	168,720
Lithuania	5,820	720
Latvia-Estonia	30,000	105,000
Finland	0	63,000

Exchange participants

109

Registered exchange participants

54

Active exchange participants

54

Exchange participants concluded transactions

¹ VAT excluded;

² the volumes of submitted orders have been calculated excluding the volumes displayed from other market areas.