

The gas price on the exchange decreased by 5% in September

In September, The Baltic-Finnish Gas Spot Index (BGSi), which captures changes in natural gas prices on the daily market, decreased by 5% in September compared to the previous month, from 42.45 EUR/MWh to 40.37 EUR/MWh. Gas Prices decreased across all market areas: In the Lithuanian market area, the BGSi dropped by 6% to 40.99 EUR/MWh, by 5% to 39.76 EUR/MWh in the Latvian-Estonian common market area, and by 4% to 40.01 EUR/MWh in Finland. Individual transaction prices in September ranged from 37.00 EUR/MWh to 51.35 EUR/MWh.

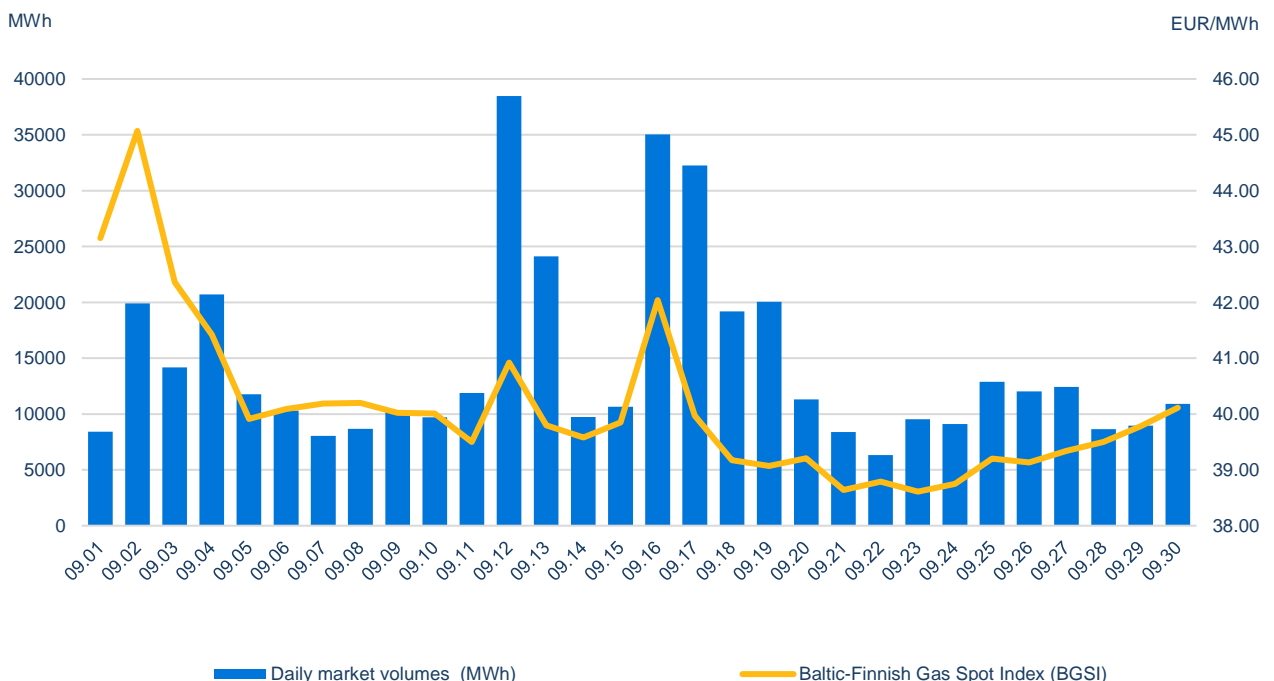
In September, 2,149 transactions were concluded on the GET Baltic exchange, with a total of 434 GWh of natural gas traded, all of which was traded on the daily market. Cross-border (ICA) transactions accounted for more than a quarter (119 GWh) of the total volume traded. Most of the gas in September was purchased in the Lithuanian market area – 194 GWh (45% of the total), followed by the Latvian-Estonian common market area with 157 GWh (36%), and Finland with 82 GWh (19%).



Statistics of trading on the natural gas exchange

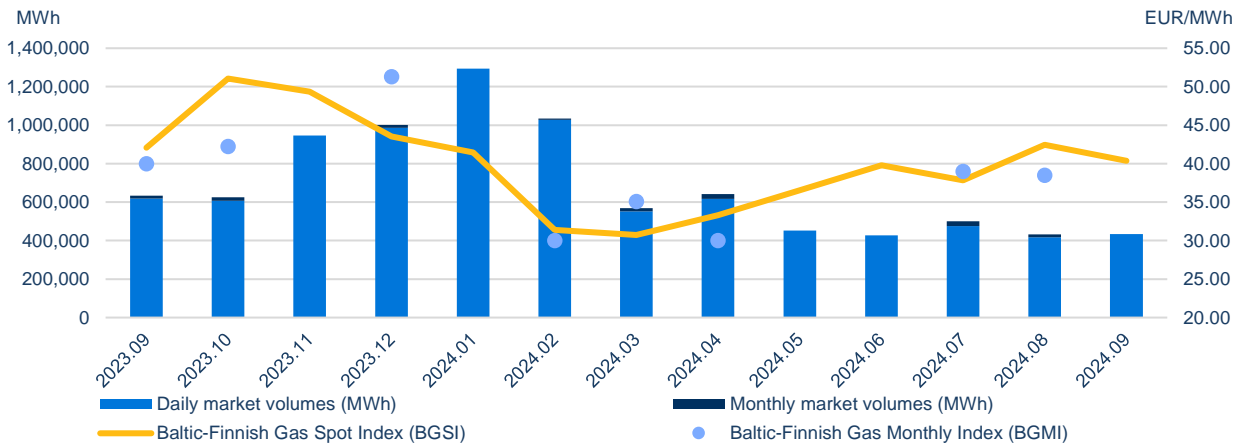
Daily market							
	Buy volume traded (MWh)	Sell volume traded (MWh)	Number of buy trades	Number of sell trades	Lowest price (EUR/MWh)	Highest price (EUR/MWh)	Weighted average price (EUR/MWh)
GET Baltic	433,788	433,788	2,149	2,149	37.00	51.35	40.37
Lithuania	194,445	195,444	978	1,000	37.15	50.00	40.99
Latvia-Estonia	156,852	142,980	485	608	37.00	44.50	39.76
Finland	82,491	95,364	686	541	37.00	51.35	40.01

Traded volumes and natural gas prices¹

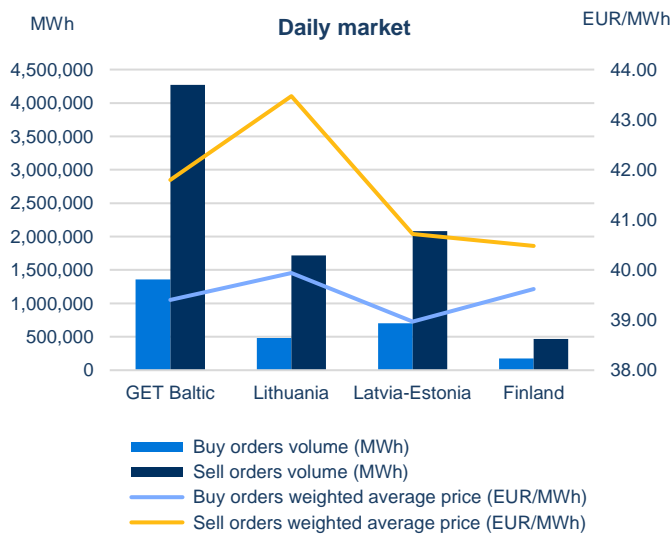


¹ VAT excluded.

Monthly volumes and natural gas prices¹



Volumes of submitted orders² and natural gas prices¹



September – 2024		
Total volumes of submitted orders (MWh)		
Daily market		
	Buy	Sell
GET Baltic	1,357,926	4,271,106
Lithuania	480,145	1,719,914
Latvia-Estonia	702,176	2,084,157
Finland	175,605	467,035
Monthly market		
	Buy	Sell
GET Baltic	134,310	204,480
Lithuania	69,600	54,720
Latvia-Estonia	64,710	95,760
Finland	-	54,000

Exchange participants

108

Registered exchange participants

62

Active exchange participants

61

Exchange participants concluded transactions

¹ VAT excluded;

² the volumes of submitted orders have been calculated excluding the volumes displayed from other market areas.