

**Natural gas prices have stabilized while trading activity remained at a high level**

In April 2021 GET Baltic Gas Exchange traded volume amounted to 558 GWh of natural gas. This is 29% less comparing month on month (March 2021 – 787 GWh) but compared to the same period last year (April 2020 – 461 GWh), the turnover increased by 21%. 50% of all traded volume during April was purchased in Lithuanian market area, 20% – in Latvian-Estonian common market area and 29% – in Finland. All transactions executed for delivery in April were fulfilled in short-term products. A total of 47 participants actively submitted orders, all of them successfully concluded transactions.

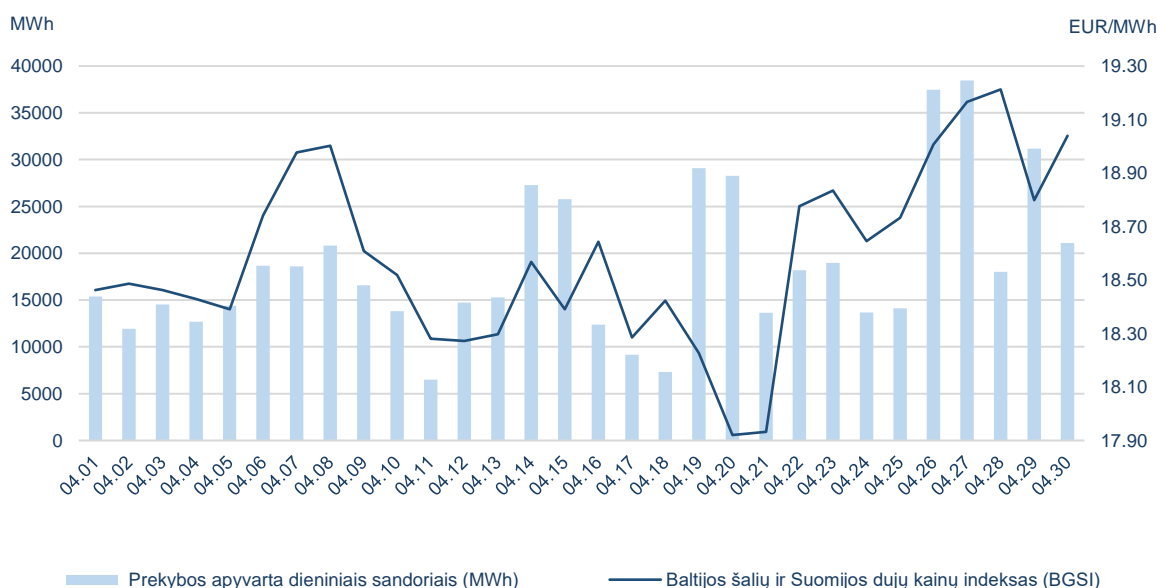
During April, the prices of individual transactions fluctuated between 15.84 EUR/MWh and 21.60 EUR/MWh. In April, Baltic-Finnish Gas Spot Index (BGSİ), which captures changes of gas prices on a daily market, value remained at the same level by reaching 18.29 EUR/MWh. This is 2% more comparing to March 2021 (18.29 EUR/MWh). Participants concluded transactions in Lithuanian market area paid the weighted average price of 18.30 EUR/MWh (↑1%), in Latvian-Estonian common market area – 18.82 EUR/MWh (↑4%), in Finnish market area – 19.17 EUR/MWh (↑3%).



**Statistics of trading on the natural gas exchange**

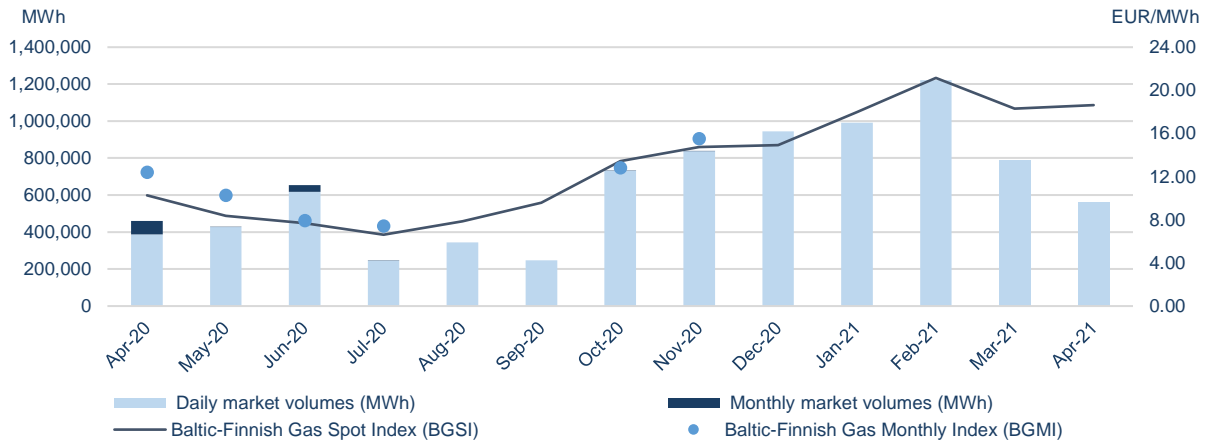
Daily market							
	Buy volume traded (MWh)	Sell volume traded (MWh)	Number of buy trades	Number of sell trades	Lowest price (EUR/MWh)	Highest price (EUR/MWh)	Weighted average price (EUR/MWh)
GET Baltic	557.916	557.916	1.603	1.603	15,84	21,60	18,63
Lithuania	281.265	292.398	785	795	16,90	20,06	18,30
Latvia-Estonia	114.045	170.312	325	324	15,84	20,16	18,82
Finland	162.606	95.206	493	484	17,00	21,60	19,17

**Traded volumes and natural gas prices <sup>1</sup>**

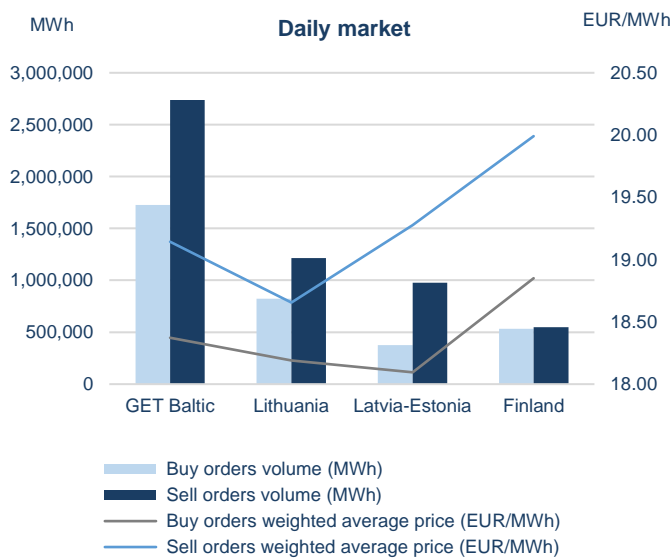


<sup>1</sup> VAT excluded.

## Monthly volumes and natural gas prices<sup>1</sup>



## Volumes of submitted orders<sup>2</sup> and natural gas prices<sup>1</sup>



April - 2021		
Total volumes of submitted orders (MWh)		
Daily market		
	Buy	Sell
GET Baltic	<b>1.726.727</b>	<b>2.736.330</b>
Lithuania	<b>821.874</b>	<b>1.213.690</b>
Latvia-Estonia	<b>373.852</b>	<b>976.059</b>
Finland	<b>531.001</b>	<b>546.581</b>
Monthly market		
	Buy	Sell
GET Baltic	<b>31.800</b>	<b>3.000</b>
Lithuania	<b>3.000</b>	<b>3.000</b>
Latvia-Estonia	<b>0</b>	<b>0</b>
Finland	<b>28.800</b>	<b>0</b>

## Exchange participants



<sup>1</sup> VAT excluded;

<sup>2</sup> the volumes of submitted orders have been calculated excluding the volumes displayed from other market areas.